

## TABLE STAND W/SANITIZER DISPENSER

Our Table Stand and dispenser help maintain and modify hand sanitizing stations in locations where access to soap and water is not available. The Table Stand is made of stamped aluminum, and can be powder-coated in white, black, grey, and light grey or custom finishes available per request. Our Table Stands are made here the U.S.A.

## AUTOMATIC HANDS-FREE LIQUID/GEL HAND SANITIZER

Our Dispenser works with most Liquid/Gel Hand Sanitizers making them ideal for use in offices, schools, warehouses, food services facilities, hospitals and more. ADA Compliant in force and one-handed operation, making it accessible to people with disabilities. Dispensers should not be placed higher than 44 inches if the reach depth (counter) is more than 20 inches but not more than 25 inches in depth.



Dispenser

Refill Pump

Model No.	MATERIAL	COVER FINISH	CAPACITY	OPERATION	DIMENSIONS	WEIGHT
TABLE STAND SANITIZER	Powder-coated Spun Aluminum	White / Grey / Light Grey / Black	1x 1200 mL	Table Stand	H 21.5 x W 7 in	3.5 lbs

Model No.	MATERIAL	COVER FINISH	CAPACITY	OPERATION	DIMENSIONS	WEIGHT
WALL MOUNT GEL / LIQUID	ABS Plastic	White	1200 mL	Automatic Hands-Free	H 10.5 x W 6 x D 4.1 in	2.2 lbs

**HAND SANITIZER DISPENSER**



Drip tray included

**Features and Benefits**

- Includes infrared sensor for fully automatic non-touch operation
- Effectively avoid germs or infection without making physical contact with dispenser.
- Works with most bulk Liquid/Gel Hand Sanitizer.
- Large 1200mL Capacity requires less refills.
- Battery Type - C, 4 - 1.5V batteries required. (Batteries not included)
- Features lock to help prevent theft and vandalism as well as On & Off button.
- Automatic, Hands-Free operation for improved hand hygiene.
- Table stand holds one Dispensers.
- Dispenser material: ABS

**GEL / LIQUID**

H 10.5" x W 6" x D 4.1"

**SKU:**

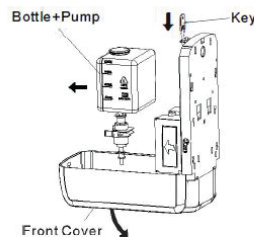
0671401060



Requires 4x C-size batteries.  
Not included

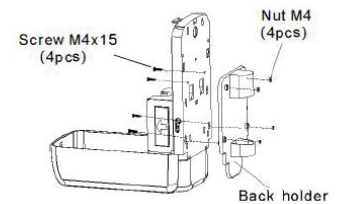
**STEP 1**

Open it with key,take out the bottle and pump



**STEP 2**

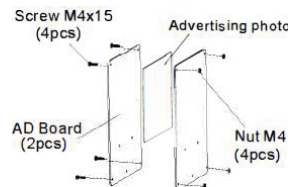
Install the back holder with dispenser



**Install Black Holder**

**STEP 3**

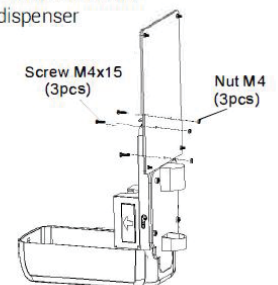
Put Advertising photo inside of 2 pcs AD board



\* Advertising photo size: 18x 18cm

**STEP 4**

Install the AD Board on dispenser



**Install AD Board**  
(If needed)